

Product data sheet

Miniature connectors

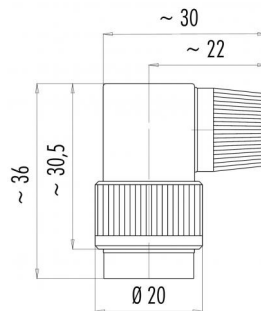


Product description	Bayonet female angled connector, Contacts: 14, 4.0 - 6.0 mm, shielding is not possible, solder, IP40
Area	Bayonet series 678
Order number	99 0654 70 14

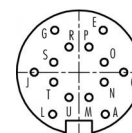
Illustration



Scale drawing



Contact arrangement (Plug-in side)



	X	Y
A	2,50	-4,00
C	4,25	0,00
E	2,30	4,00
G	-2,30	4,00
J	-4,25	0,00
L	-2,50	-4,00
M	0,95	-2,40
N	2,40	-0,95
O	2,40	0,95
P	0,95	2,40
R	-0,95	2,40
S	-2,40	0,95
T	-2,40	-0,95
U	-0,95	-2,40

You can find the component part drawing on the next page.

Technical data

General values

Connector design	female angled connector
Connector locking system	Bayonet
Termination	solder
Wire gauge (mm)	max. 0.25 mm ²
Wire gauge (AWG)	max. 24
Cable outlet	4.0 - 6.0 mm
Upper limit temperature	85 °C
Lower limit temperature	- 40 °C
Customs tariff number	85369010
Packaging Unit	50

Electrical values

Rated current (40 °C)	3 A
Rated voltage	60 V
Rated impulse voltage	500 V
Pollution degree	1
Overvoltage category	I
Insulating material group	III
Insulation resistance	≥ 10 ¹⁰ Ω
EMC compliance	shielding is not possible
Degree of protection	IP40
Mechanical operation	> 500 Mating cycles

Material

Contact material	CuSn (bronze)
Contact plating	Au (gold)
Contact body material	PBT (UL94 V-0)
Housing material	PA
REACH SVHC	CAS 7439-92-1 (Lead)

Product description

Bayonet female angled connector, Contacts: 14, 4.0 - 6.0 mm, shielding is not possible, solder, IP40

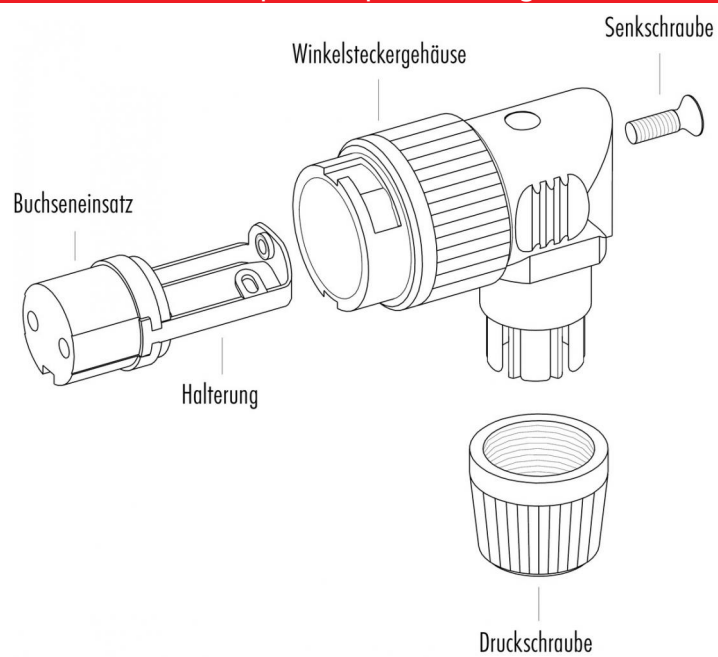
Area

Bayonet series 678

Order number

99 0654 70 14

Component part drawing



Product description	Bayonet female angled connector, Contacts: 14, 4.0 - 6.0 mm, shielding is not possible, solder, IP40
Area	Bayonet series 678
Order number	99 0654 70 14

Security notices

The connectors are designed for use in plant, control system and electrical equipment. The end user is responsible for checking whether the connectors are suitable for use in other applications.